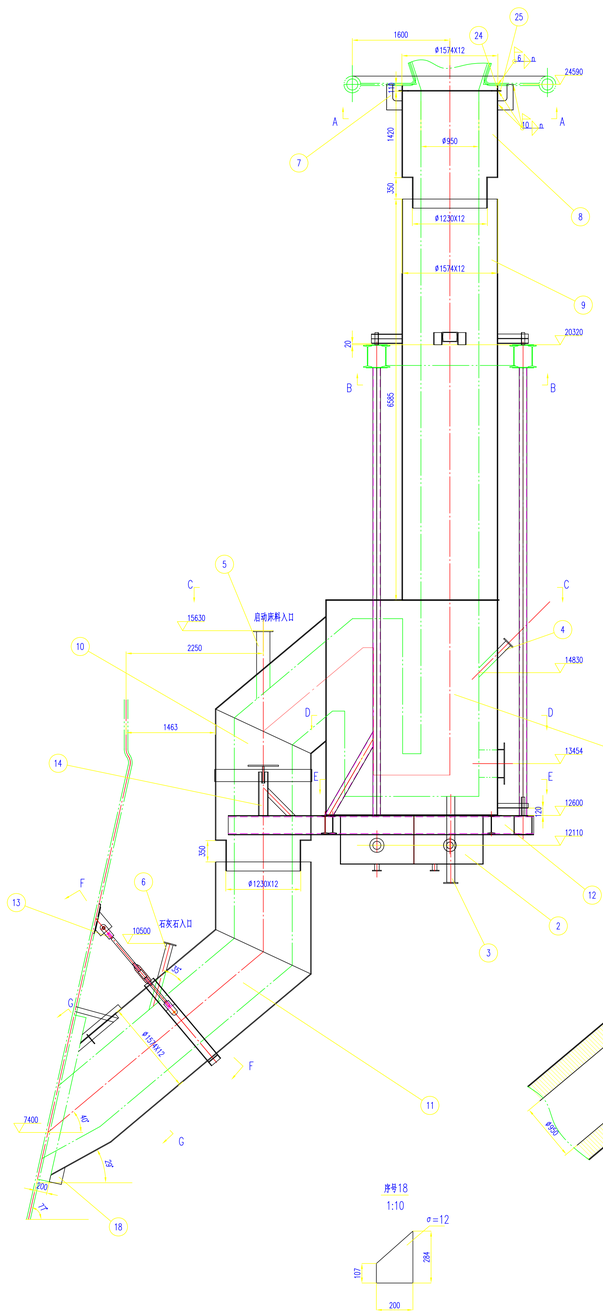

A-A

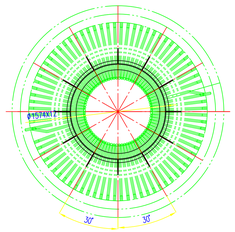

B-B

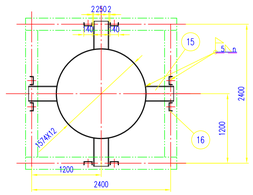

C-C

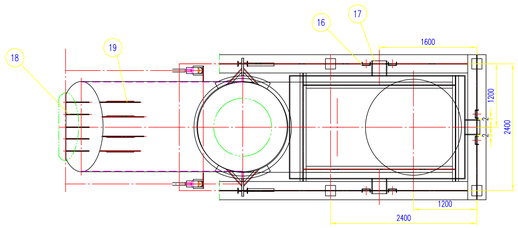

D-D

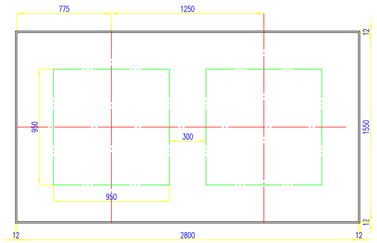

E-E

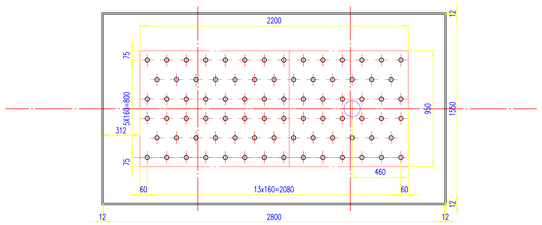

序号7
1:10

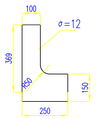

F-F

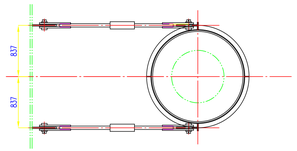

序号15
1:10

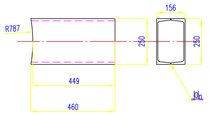

G-G

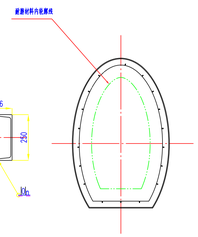

Ⅰ区风帽
1:5

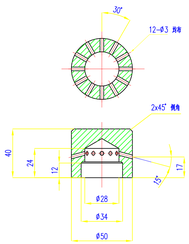

Ⅱ区风帽
1:5

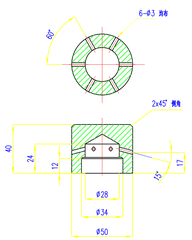

返料器内部详图

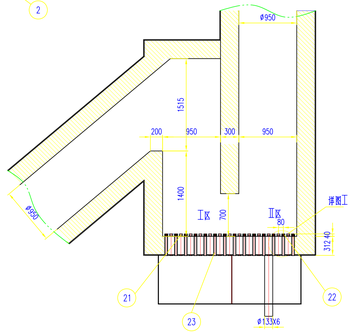

详图Ⅰ
1:20

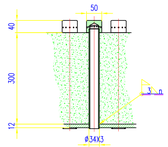

序号23
1:15

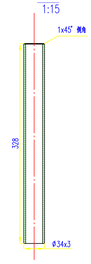

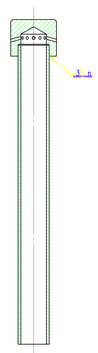

序号18
1:10

附注:

1.图中尺寸均为冷态尺寸.

2.工地安装时,保证此尺寸(200mm)并调整件号10与11的相对位置并焊膨胀节,并进行件号11与罐盒的焊接.

3.序号3,4,5,6,20喷嘴根据D118-23-0图上开孔安装

4.回料阀支撑上的所有挡块,在验证回料阀冷态位置后,将所材料安装前进行安装并焊接.

5.序号19板喷嘴装及用于连接斜脚与水冷壁,起到斜脚的作用

序号	图号	名称	数量	材料	单重	总重	附注
25	D118-4803-25	侧密板	4	15CrMo	16.91	67.64	
24	D118-4803-24	桃形板	4	15CrMo	11.33	45.32	
23	本图	风管	82	12Cr18Ni9	0.75	61.5	
22	本图	风帽Ⅱ	36	16Q20Ni14S2	0.33	11.88	
21	本图	风帽Ⅰ	46	16Q20Ni14S2	0.33	15.18	
20	T230-55	美丘	8	按配件	3.81	30.48	
19		扁钢8X50	10m	Q235-A		31.4	
18	本图	侧板	5	Q235-A	3.68	18.4	
17		⊏No25^a L=350	3	Q235-A	9.59	28.77	
16		⊏No14^a L=200	14	Q235-A	2.91	40.74	
15	本图	槽钢	4	Q235-A	25.2	100.8	
14	D118-4803-14-0	固定装置Ⅱ	1	按配件		255.17	
13	D118-4803-13-0	固定装置Ⅰ	1	按配件		318.46	
12	D118-4803-12-0	返料器支架	1	按配件		3174.59	
11	D118-4803-11-0	回料管Ⅱ	1	按配件		2742.03	
10	D118-4803-10-0	回料管Ⅰ	1	按配件		1805.3	
9		直管 Φ1574X12 L=6585	1	按配件		3042	
8	D118-4803-8-0	回料管Ⅰ	1	按配件		1008.84	
7	本图	固定板	12	Q235-A	4.94	59.28	
6	D118-4803-6-0	石灰石管	1	按配件		28.78	
5	D118-4803-5-0	启动床料管	1	按配件		28.57	
4	D118-4803-4-0	观察孔	1	按配件		10.31	
3	D118-4803-3-0	常温放油管	1	按配件		28.57	
2	D118-4803-2-0	风箱	1	按配件		333.6	
1	D118-4803-1-0	阀体	1	按配件		3771.76	

标记	处数	更改文件号	签字	日期	返料装置	D118-4803-0		
设计		标准化检查				重量	比例	第 页
校对		批准				17009.37	1:30	共 页
审核		处长			WDLF220/9.8-1型锅炉	武汉锅炉集团 动力机械制造有限公司		
工艺审查		年 月 日						

入网
检图
排艺